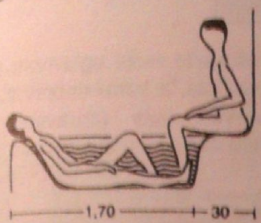
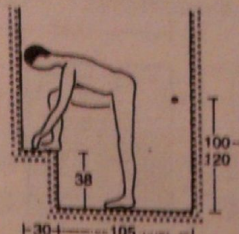


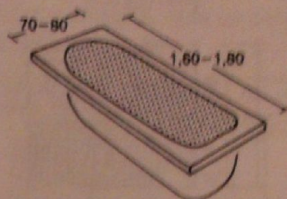
1 Kod kraćih kada veća je potrošnja vode



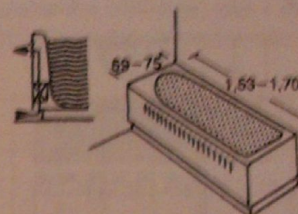
2 Kupanje i sedenje




3 U tuš kabini



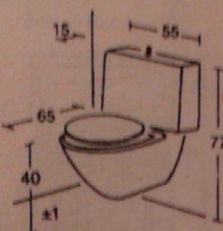
4 Kada za ugrađivanje



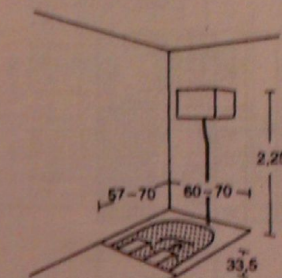
5 Oblaganje kade jednostrano i dvostrano, takođe i sa konvektorom



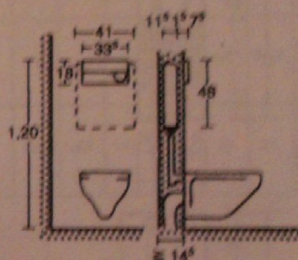
6 Zidni bide



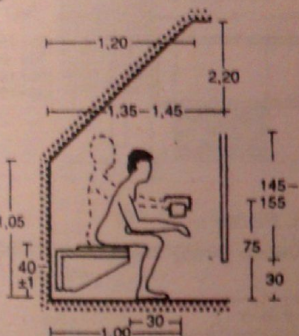
7 Zidna šolja sa nasadenim vodokotlićem



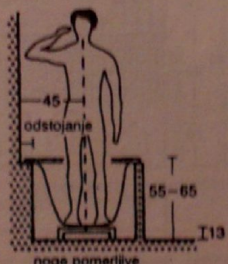
8 Čučavac (frano, tip)



9 Klozet sa dubokim ispiranjem i sa uzidanim vodokotlićem



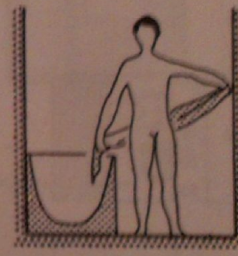
10 WC ispod krovne kosine ili stepenica



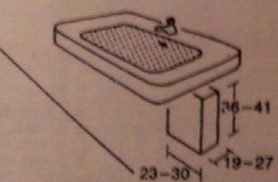
11 Potrebno odstojanje od zida, za pranje; visina ugrađivanja



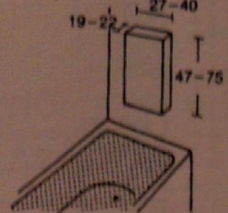
12 Prostor između kade i zida



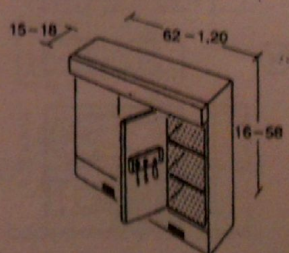
13 Potreban manipulacioni prostor



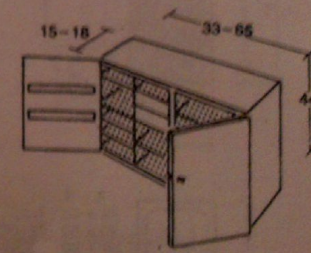
14 Bojler ispod umivaonika



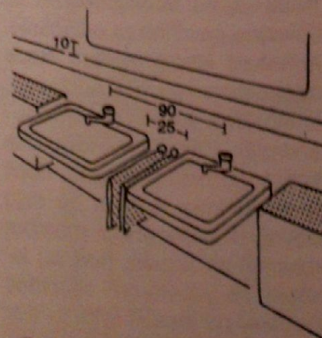
15 Protočni gasni bojler vezan za dimnjak



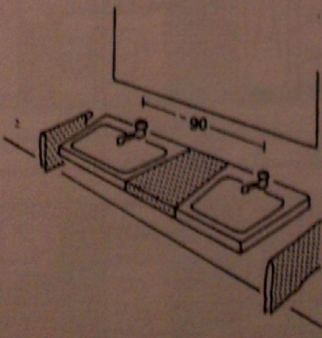
16 Toaletni ormarić



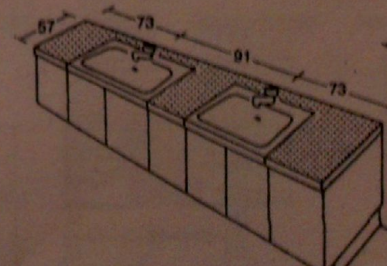
17 Ormarić za lekove, pod ključem



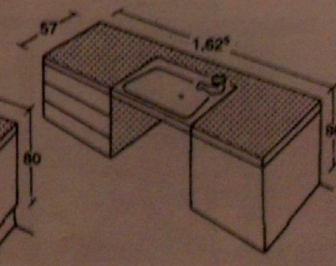
18 Dva umivaonika sa držačima peškira između njih



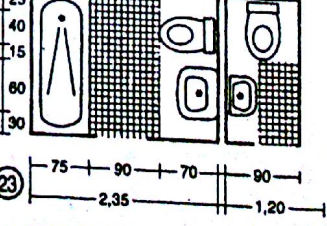
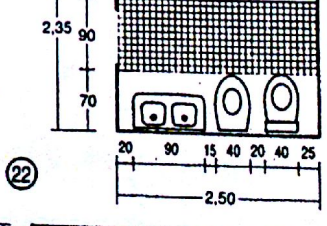
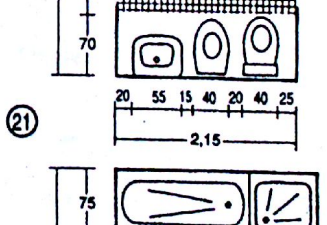
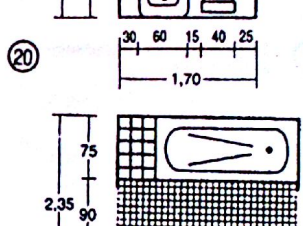
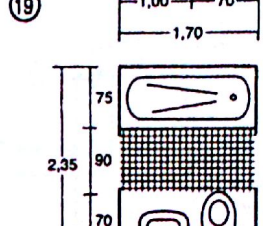
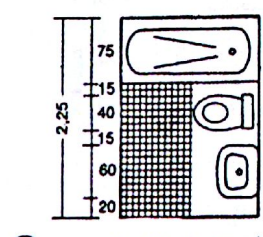
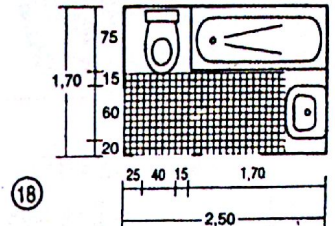
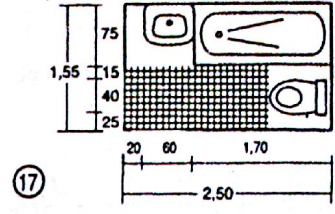
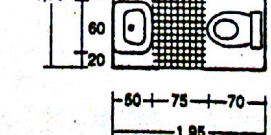
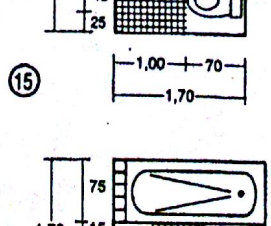
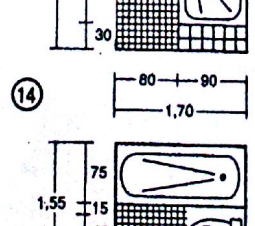
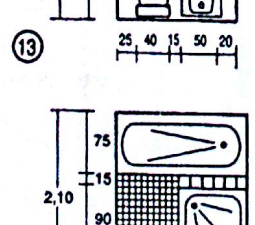
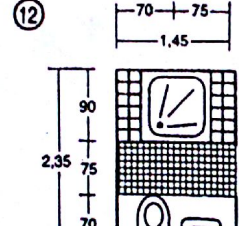
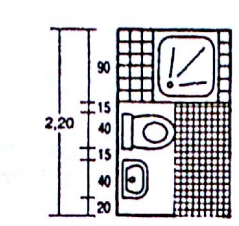
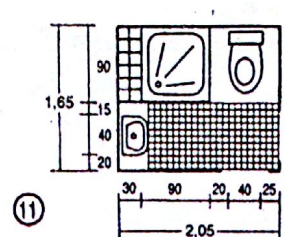
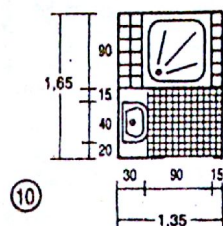
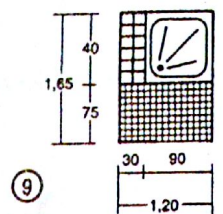
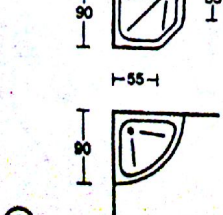
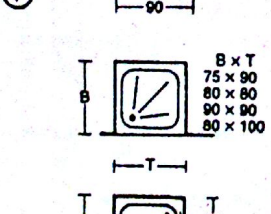
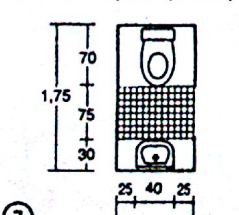
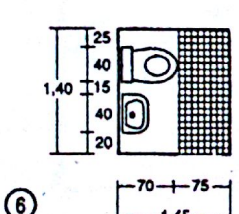
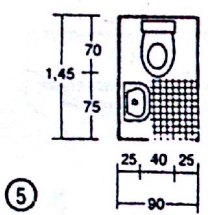
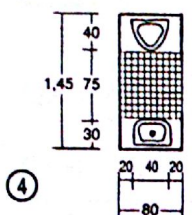
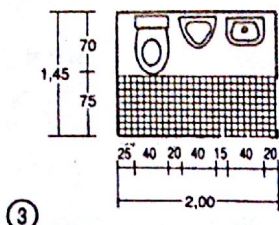
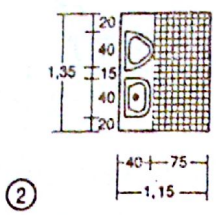
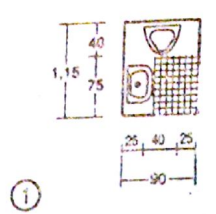
19 Dvostruki umivaonik



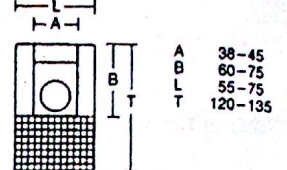
20 Kombinacija dvostrukog umivaonika sa donjim ormarićima



21 Kombinacija toaletnog stola sa umivaonikom

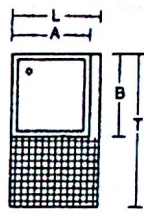


1. Klozet sa zidnom ili stojećom šoljom  
Zidnim šoljama treba iz higijenskih razloga i zbog lakšeg održavanja dati prednost. WC šolje sa dubokim ispiranjem reduciraju neprijatne mirise.



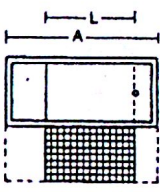
A	38-45
B	60-75
L	55-75
T	120-135

2. Tuš kade služe uglavnom za pranje tela, a kade doprinose i oporavku tela (zdravstvene kupke).



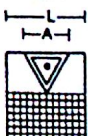
A	80-100
B	75-100
L	80-100
T	130-175

3. Kada  
Najčešće kao uzidana kada.  
Povoljno: Obzidana kada sa ugrađenim konvektornim grejanjem → str. 235



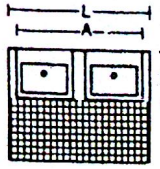
A	160-180
B	70-80
L	100-120
T	120-150

4. PISOAR → ①-④  
Danas se ugrađuje i u kućama



A	35-45
B	35-45
L	60-75
T	100-120

5. Lavabo



A	115-145
B	40-55
L	120-175
T	100-145

Treba da su dovoljno veliki sa dovoljno površine za odlaganje. Armature ispod maltera štede na prostoru i lako se održavaju, jednoručne slavine štede vodu i energiju. Zbog zvučne zaštite koristiti armature grupe I, dupli lavaboi širine 1,20 m ne daju dovoljno slobodnog prostora rukama pri pranju. Bolji su lavaboi sa prostorom za držać peškira, po sredini između dva lavaboa, sa bočnim površinama za odlaganje → str. 235

Kućne prostorije